

Instruction Manual

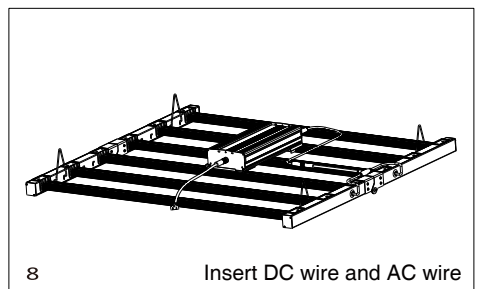
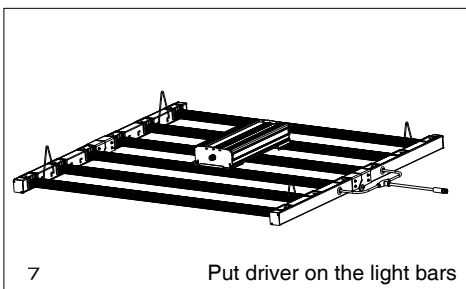
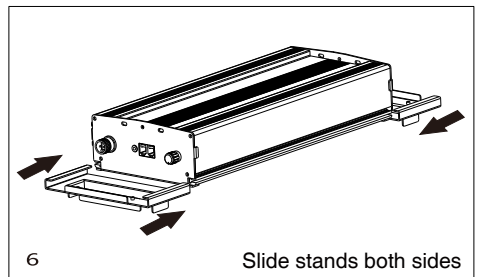
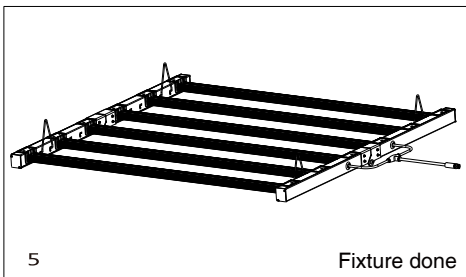
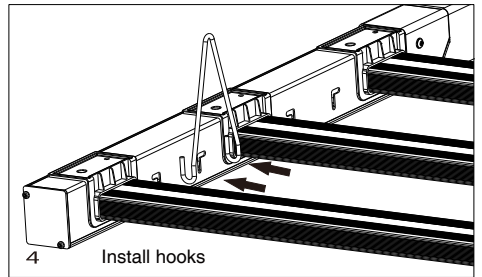
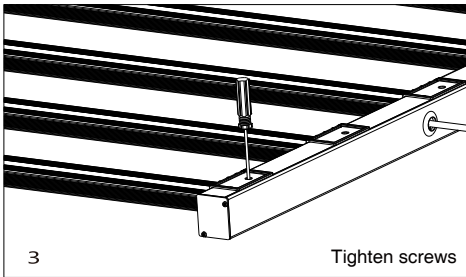
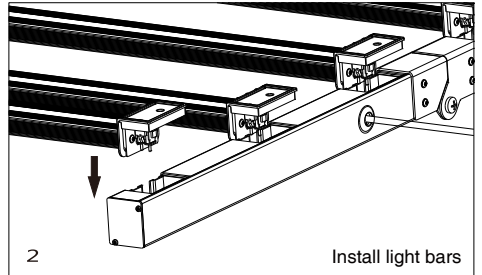
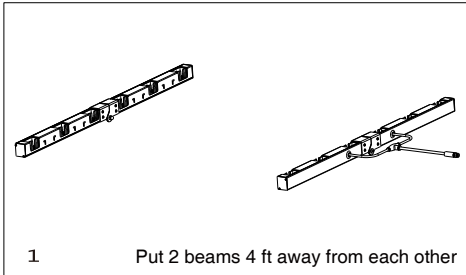
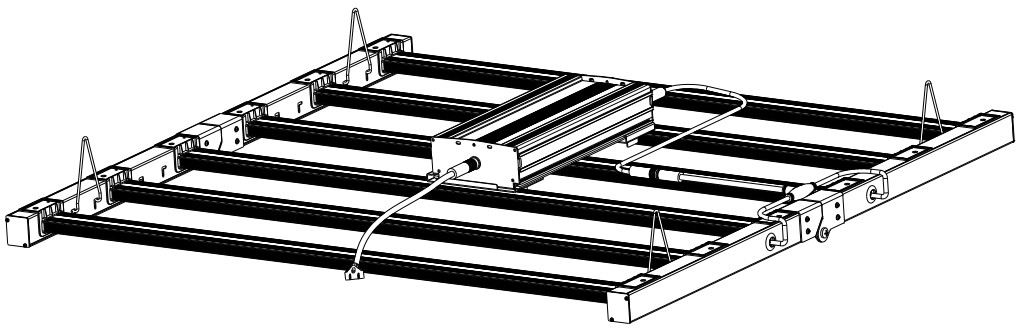
LED GROW LIGHT



Specification

LED grow bars :	Grow 6 strips
Power :	650w±5%
Input Voltage :	100-277v/50-60Hz
Spectrum :	Full Spectrum
Fixture Dimensions :	47x43.46x1.92 inch
	(1200x1103x48mm)
Net Weight:	Light 8.5 kg, driver 6 kg
Light Distributions :	120 degree
Lifespan :	50000 hours
Warranty :	5 years





Note

1. Make sure power off before setup.
2. Make sure input voltage is 100v-277v.
3. Screws and wire sling hooks must be locked tight.
4. Carry slightly.
5. Use for indoor growing.